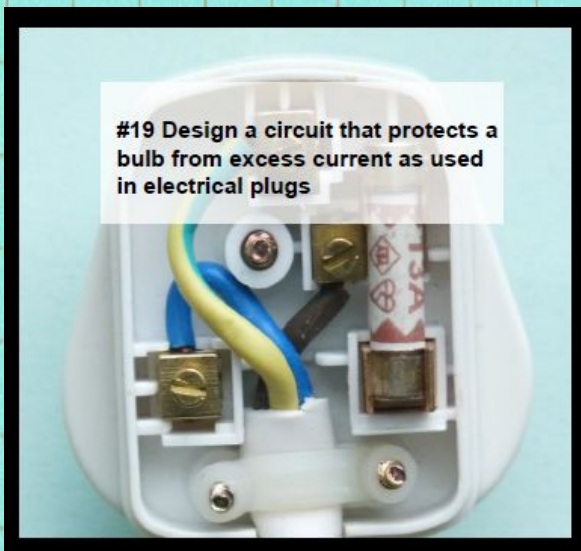
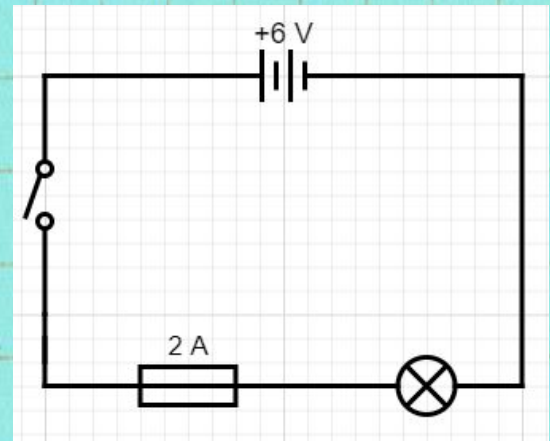


Challenge #19



Suggested circuit


Battery, switch, fuse and bulb



How circuit works

The fuse is connected in series with the bulb. The small wire inside the fuse will melt and break the circuit if the current is too great.

Circuit setup using components



Link to video of circuit in action

<https://youtu.be/gwc04FifcGw>

