



Coimisiún na Scrúduithe Stáit  
State Examinations Commission

Junior Certificate Examination, 2012

# Mathematics

## (Project Maths – Phase 2)

Paper 1

Ordinary Level

Friday 8 June      Afternoon 2:00 to 4:00  
300 marks

Examination number

Centre stamp

Running total

For examiner

Question	Mark	Question	Mark
1		11	
2		12	
3		13	
4		14	
5		15	
6			
7			
8			
9			
10		Total	

Grade

## Instructions

There are 15 questions on this examination paper. Answer **all** questions.

Questions do not necessarily carry equal marks. To help you manage your time during this examination, a maximum time for each question is suggested. If you remain within these times you should have about 10 minutes left to review your work.

Question 15 carries a total of 50 marks.

Write your answers in the spaces provided in this booklet. There is space for extra work at the back of the booklet. You may also ask the superintendent for more paper. Label any extra work clearly with the question number and part.

The superintendent will give you a copy of the booklet of *Formulae and Tables*. You must return it at the end of the examination. You are not allowed to bring your own copy into the examination.

Marks will be lost if all necessary work is not clearly shown.

Answers should include the appropriate units of measurement, where relevant.

Answers should be given in simplest form, where relevant.

Write the make and model of your calculator(s) here:







**Question 3**

**(Suggested maximum time: 5 minutes)**

The table below shows the values when 2 is raised to certain powers.

**(a)** Complete the table.

Power of 2	Expanded power of 2	Answer
$2^1$	2	2
$2^2$	$2 \times 2$	4
$2^3$	$2 \times 2 \times 2$	
$2^4$		
$2^5$		
$2^6$		
$2^7$		
$2^8$		
$2^9$		

Maria wins a prize in a lottery and is given two options.

Option A: €1000 cash today

€1000

or

Option B: Take €2 today, €4 tomorrow, €8 the next day, and doubling every day for 9 days.

$$\boxed{\text{€}2} + \boxed{\text{€}4} + \boxed{\text{€}8} + \boxed{\text{€}} + \dots$$







**(b)** Which option should Maria choose if she wants to get the most prize money? Explain your answer.

Option:	
Reason:	

**Question 4****(Suggested maximum time: 5 minutes)**

John takes his car to a garage for a service and receives an itemised bill.  
Find the total cost of servicing the car.

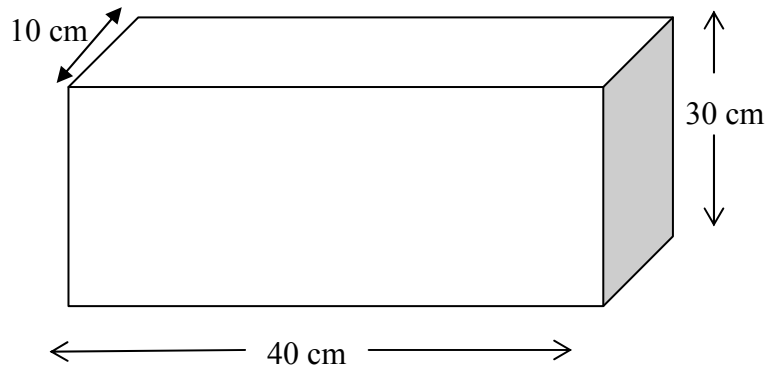
<b>Itemised bill for service</b>	<b>Cost</b>
 5 litres of oil at €4.20 per litre	
 2 windscreen wiper blades at €4.50 per blade	
 2 brake shoes at €28 each	
 2 hours of labour at €60 per hour	
Sub-total (before VAT added)	
VAT @ 13.5%	
Total bill	

page	running
------	---------

**Question 5**

**(Suggested maximum time: 5 minutes)**

Ciaran is wrapping a present in a rectangular box.



- (a) How many faces has the rectangular box? \_\_\_\_\_.
- (b) Draw a net of the rectangular box here, to a suitable scale.



- (c) Indicate on your diagram in (b) one pair of faces that are equal in area.
- (d) Find the surface area of the box.





**Question 6**

**(Suggested maximum time: 5 minutes)**

The universal set,  $U = \{ 1, 2, 3, 4, 5, 7, 10, 11, 13, 17, 19, 20 \}$ .

$A$  is the set of prime numbers between 1 and 20.  $B$  is the set of factors of 20.

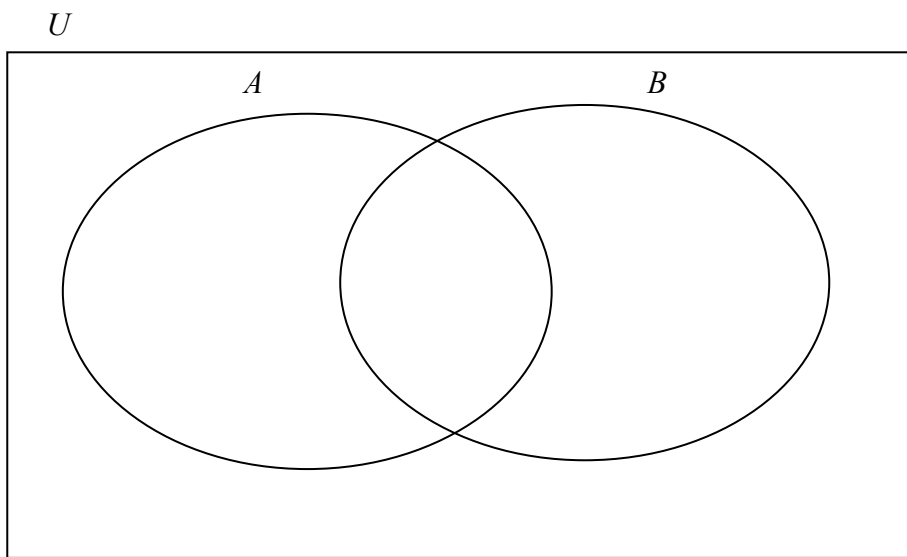
- (a) List the elements of the set  $A$ .

$$A = \{ \quad , \quad , \quad , \quad , \quad , \quad , \quad , \quad \}$$

- (b) List the elements of the set  $B$ .

$$B = \{ \quad , \quad , \quad , \quad , \quad , \quad \}$$

- (c) Fill in the Venn diagram below placing all elements of  $U$  in the correct regions.



- (d) List the elements of  $A \cap B$ .

$$A \cap B = \{ \quad \}$$

- (e) Complete the sentence below.

If an element is in the region  $A \cap B$ , it has two properties: it is a prime number and it is \_\_\_\_\_.

- (f) The number 16 is added to the universal set. Place 16 in the correct region in the Venn diagram in part (c) and explain why you placed it there.

Reason:	









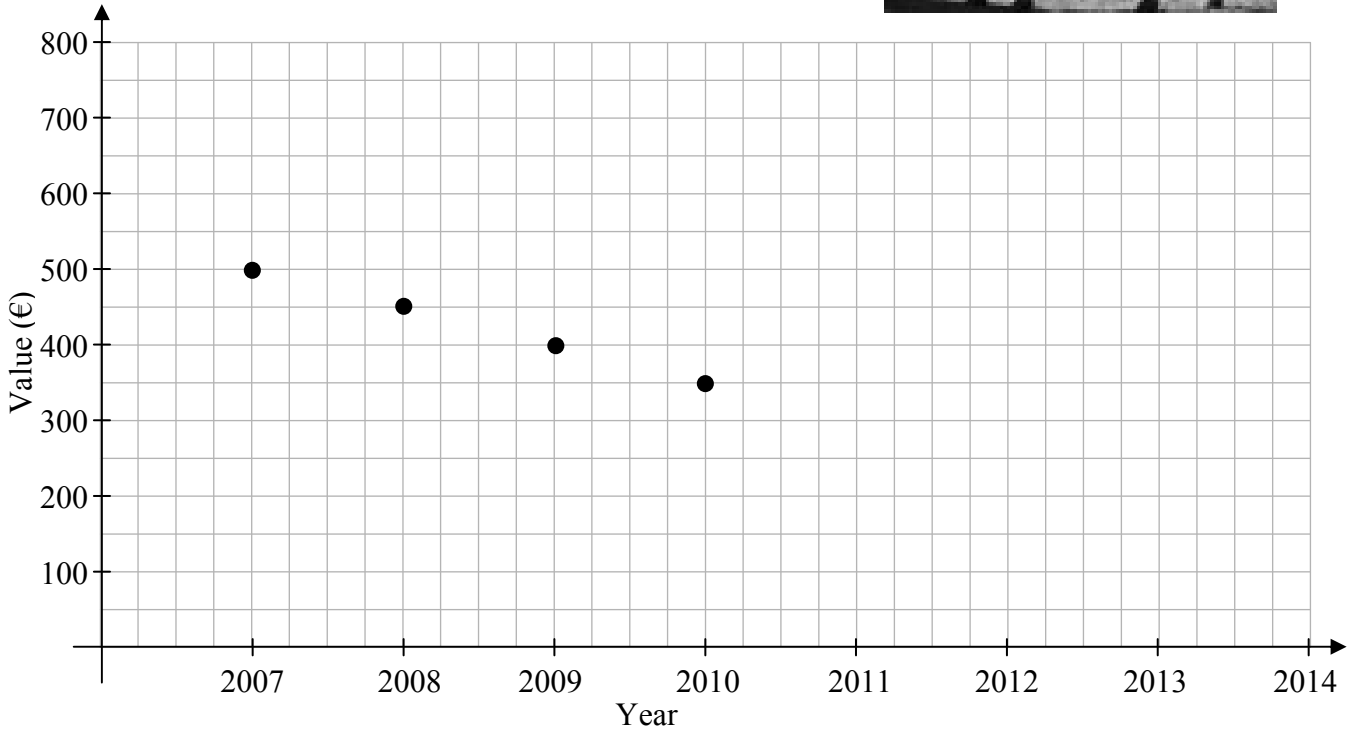




**Question 13**


**(Suggested maximum time: 10 minutes)**

Melissa bought a horse in 2007 for €500. She took the horse to the sales each year for three years to have it valued but did not sell. She recorded the values on the graph below.



- (a) Use a line to join the points on the graph.
- (b) If the pattern continued, what was the horse worth in 2011? \_\_\_\_\_

(c) How much does the horse lose in value each year?



(d) Melissa will sell the horse when it reaches a value of €200. If the pattern continues, in what year will she sell the horse? \_\_\_\_\_

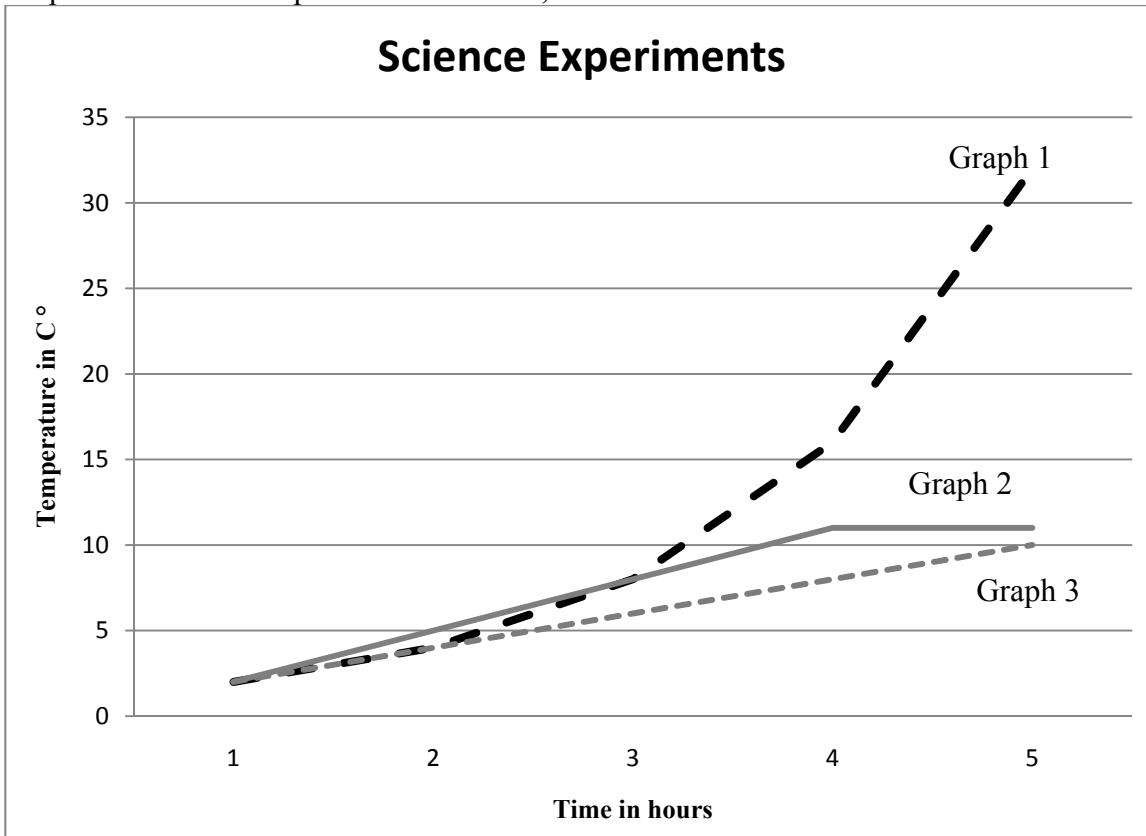




**Question 14**

**(Suggested maximum time: 2 minutes)**

Three experiments on temperature are done in the science lab. Pupils record and plot the temperature of each experiment each hour, for 5 hours.



In experiment A, the temperature doubles every hour.

In experiment B, the temperature increases by 2° every hour.

In experiment C, the temperature increases by 3° each hour for three hours and then remains constant.


Identify each experiment by its number.

Experiment	Graph number
A	
B	
C	




- (c) (i) Draw the axis of symmetry of the graph you have drawn in **15(b)**.
- (ii) Use your graph to estimate the value of  $5 + 2x - x^2$  when  $x = 1.5$ .

Work to be shown on the graph and the answer to be written here.


A large grid for graphing and calculation. The grid is 20 units wide and 10 units high. The top-left corner of the grid contains the text "Work to be shown on the graph and the answer to be written here." The grid is otherwise empty.



You may use this page for extra work.







Junior Certificate 2012 – Ordinary Level  
Mathematics (Project Maths – Phase 2) – Paper 1  
Friday 8 June  
Afternoon 2:00 to 4:00