

Notes: I would recommend that each section of this lesson, (equipment, ingredients & method) only be handed out as each part is ticked off and completed. There are 6 sheets in total.


Recipe: Peanut butter banana dog biscuits.






Student Name: _____

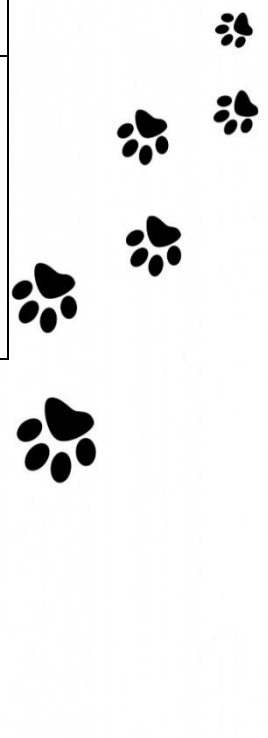
The Equipment

(Tick the picture when you have each item)

Mixing bowl	 https://www.flickr.com/photos/dwstucke/2251927116	
Baking tray	 personal photo	
rolling pin	 https://commons.wikimedia.org/wiki/File:RollingPin.jpg	
Cookie cutter Dog bone shape if you have one!	 https://commons.wikimedia.org/wiki/File:CookieCuttersAl.jpg	



Hand whisk	 <p>https://pixabay.com/en/hand-kitchen-equipment-whisk-174855/</p>
Cup	 <p>https://commons.wikimedia.org/wiki/File:Simple_Measuring_Cup.jpg</p>
Chopping board	 <p>https://pixabay.com/en/chopping-board-board-kitchen-wooden-1917996/</p>
Tablespoon	 <p>https://commons.wikimedia.org/wiki/File:MeasuringSpoons.jpg</p>
Pastry brush	 <p>https://commons.wikimedia.org/wiki/File:Silikonpinsel.jpg</p>



Ingredients

1 egg	 <p>https://www.flickr.com/photos/https://pixabay.com/en/egg-white-ecru-food-fresh-16868//2251927116</p>
1/3 cup of peanut butter	 <p>https://pixabay.com/en/peanut-butter-toast-spread-3216263/</p>
1/2 cup of mashed banana	 <p>https://pixabay.com/en/banana-fruit-food-health-healthy-3188325/</p>
1 tablespoon of Honey	 <p>https://commons.wikimedia.org/wiki/File:CookieCuttersAl.jpg</p>
1 cup of whole wheat flour	 <p>http://maxpixel.freegreatpicture.com/Organic-Spoon-Food-Cooking-Wheat-Flour-Healthy-186563</p>
1/2 Cup of wheatgerm	 <p>Taken by me --Ali@gwc.org.uk 00:35, 31 January 2006</p>

Method.

1. Flour the board and turn on the oven to 150 degrees C.



2. Stir the egg, peanut butter, mashed banana and honey in the bowl, mix it all together



3. Stir in the flour and the wheat germ and mix well



4. Roll out the dough with the rolling pin to a 1/4 inch thick



5. Cut out the bone shapes with the cutter, press down gently.



6. Get your baking tray and place your cookies on it.



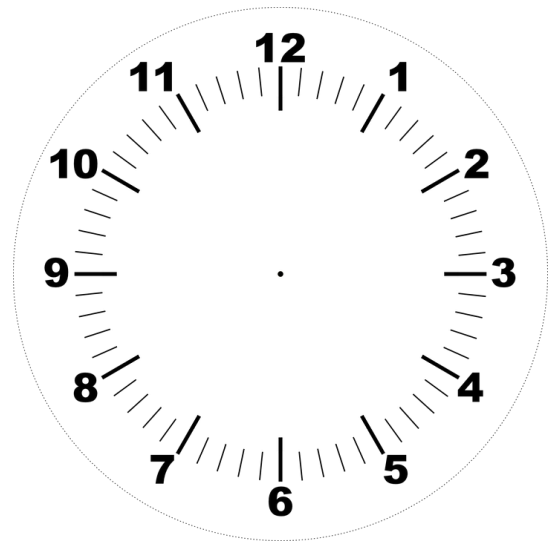
7. Brush the top of the cookies with egg yolk.

<http://maxpixel.freecatpicture.com/Bake-Dough-Pastry-Brush-Protein-Cookie-Cookies-1375769>

8. Bake in the oven at 350 degrees Fahrenheit or 150 degrees Celsius for 30 minutes until they are golden brown.



9. Can you colour in 30 minutes on the clock?



10. Let cookies cool before giving them to a dog!



<https://pixabay.com/en/dog-eat-biscuit-reward-843800/>

How many cookies did you make today? _____