

Writing: Strategies for Developing Skills



When Answering a Question:

B.U.G. the Question!!



BOX the instruction word. What is the question asking you to do?

UNDERLINE the key-words/concepts. What are you being asked to do?

GLANCE BACK at the question as you create your answer, to make sure you are staying focused on what is being asked.

Example:

Explain two reasons why the narrator wants to call home.



Explain

two reasons why the narrator wants to call home.

+ (Glance back at the question, throughout your writing of your answer, to make sure you are staying focused on what is being asked.)

The Writing Process

PREWRITING

Begin with a thought web or word list and brainstorm ideas; decide on a purpose, audience, format and tone.

WRITING

Write out the details with concern for the ideas; you will make improvements later.

REVISE

Revise your first draft with a partner, paying attention to vocabulary, content and organization; the details that you need to change, move, add or remove.

REWRITE

Rewrite your draft including the changes identified in the revision stage.

PROOFREAD

Proofread your second draft, correct conventions: spelling, grammar, punctuation and mechanical errors.

PUBLISH

Share/publish the completed story.

You can go back and forth from step to step as your writing requires.

Pre-Writing

In this first stage you:

- generate,
 - select and organise
- the ideas you'd like to include in your writing.

It will help you to

- formulate your ideas,
- determine the purpose of your writing,
- determine the audience of your writing,
- create a record of ideas,
- decide what ideas you will use, and
- organise writing structure.



Prewriting Strategy Examples

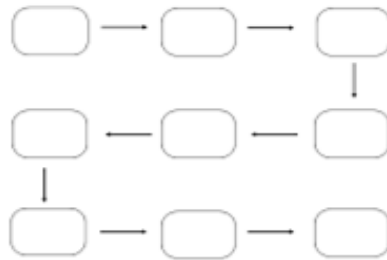
P.A.R.

Purpose

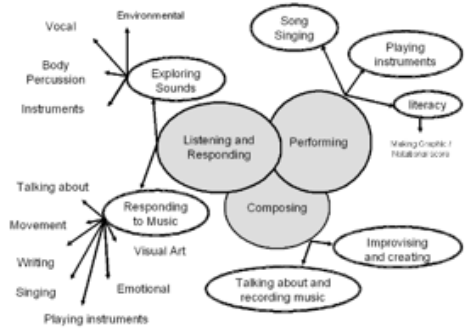
Audience

Register

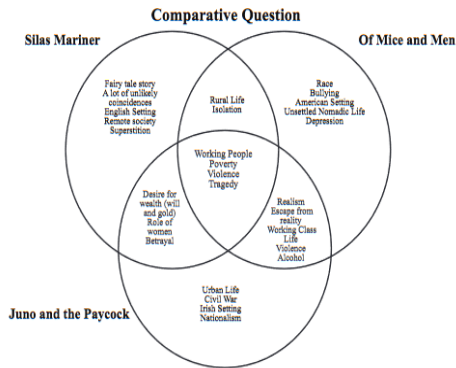
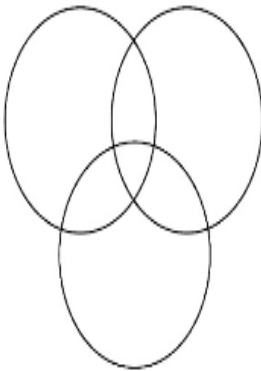
Sequence Chart



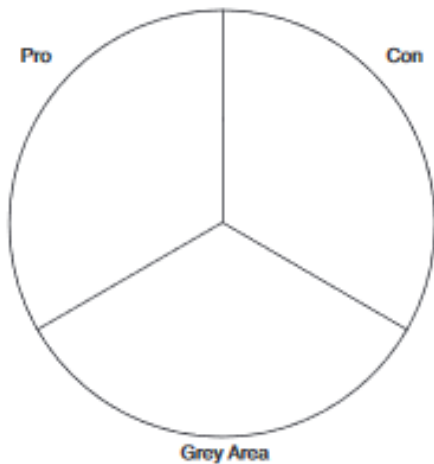
Mapping Ideas



Triple Venn



Tri Pie



Is Macbeth responsible for Duncan's death?



Writing

- At this stage, you compose the first draft of your piece of writing.
- Use your ideas and plan, from the Pre-writing Stage to compose your work.

Revising

At this stage, you would look back at your writing and reorganise ideas, adding, changing or removing sentences, and adapting your choice of words to make sure the ideas are being conveyed clearly.

There are two main parts to this revision;

- Large-scale revision and
- Small-scale revision.

Large Scale Revision

During large-scale revision, you revisit your work, evaluating

- if it's on topic,
- if it's high quality,
- whether it communicates effectively,
- whether it's fully developed, and
- whether it's properly structured.

A.R.M.S. Strategy

Add,

Remove,

Move,

Substitute



Small Scale Revision

Proofread your work, checking for

- clarity and coherence,
- grammar,
- spelling and
- punctuation.



Don't forget to keep in mind the quality of your language!

Possible Connectives for Writing Tasks

<p>To indicate order...</p> <p>To begin with Next Firstly, Secondly, etc. On second thoughts In conclusion Finally In spite of all</p>	<p>To infer...</p> <p>In other words In that case Otherwise This implies Frankly</p>	<p>To reformulate...</p> <p>In other words That means That is to say I mean Another way of stating this is Another way of putting it is It would be better to say</p>
<p>To express concession...</p> <p>Although Even if Even though Besides Anyhow, anyway In any case At any rate</p>	<p>To refer to...</p> <p>With regard to With reference to Referring to As to, as for According to the latter / the former</p>	<p>To compare to...</p> <p>Likewise Both Whereas While the first might indicate Similarly As for Equally As well as</p>
<p>To express reason / purpose...</p> <p>Therefore That is why For this reason Hence Because So Since As On account of So that</p>	<p>To express place and space...</p> <p>On the right To the left Nearby Between Among Here / there / where In the distance Straight ahead In front of / behind</p>	<p>To add an idea...</p> <p>Moreover Furthermore Also And Similarly Likewise Too Equally In the same manner Besides In addition to</p>
<p>To express condition or consequence...</p> <p>if Unless Suppose that In case of Providing that On condition that Consequently Hence Thus Accordingly As a result It follows that</p>	<p>To express opposition...</p> <p>But However Nevertheless Otherwise On the other hand On the contrary Yet Still Maybe Perhaps Instead Except for Despite</p>	<p>To express time...</p> <p>When Before / After Now While Since As long as / As soon as No sooner than Subsequently Eventually Initially Previously Recently Meanwhile Lately At last From now on Time and again Often Afterwards</p>