

'MY PATHWAYS' **(OPTIONS AFTER** **POST-PRIMARY SCHOOL)** **LESSON PLAN**



'MY PATHWAYS' (OPTIONS AFTER POST-PRIMARY SCHOOL) - LESSON PLAN

LESSON TITLE:
**'MY
PATHWAYS'
(OPTIONS
AFTER
POST-PRIMARY
SCHOOL)**

AIMS

In this lesson students will:



- Learn WHY they are in School.
- Understand why the different stages of the education system are important.
- Understand what subjects are important for their future careers.
- Gain an insight into the skills needed for the world of work!
- Consider different decisions that are important in getting on to the next stage of their life.
- Reflect on their hopes and desires for this stage of their educational journey – post-primary school.

OUTCOMES

At the end of this lesson students will be able to:



- Identify the necessary entry requirements for progressing on to the next level i.e college (from post- primary to further education and training).
- Discuss what subjects are important for their future careers.
- Identify the skills needed for the world of work.
- Students will understand the importance of linking in with the appropriate school supports e.g. the Guidance Counsellor / SEN Coordinator if they have any concerns about their learning.
- Write a letter to their future selves about their hopes and wishes for this stage of the educational journey.

LINKS TO JUNIOR CYCLE KEY SKILLS



- Communicating (listening and expressing myself, discussing and debating, using language).
- Managing myself (knowing myself, making considered decisions, using digital technology to manage myself and my learning).
- Staying well (being healthy, being social, being safe, being responsible).
- Being creative (exploring options and alternatives, implementing ideas and taking actions).
- Working with others (learning with others, respecting difference, developing good relationships, co-operating).
- Managing information and thinking (gathering and recording information, being curious, thinking critically, using digital technology to access, manage and share knowledge).

'MY PATHWAYS' (OPTIONS AFTER POST-PRIMARY SCHOOL) - LESSON PLAN

LINKS TO JUNIOR CYCLE STATEMENTS OF LEARNING



In this lesson students will

- Take action to safeguard and promote her/his wellbeing and that of others.
- Bring an idea from conception to realisation.

LINKS TO WHOLE SCHOOL GUIDANCE



Developing Myself

In this lesson students will

- Develop & maintain self-esteem & a positive self-concept.
- Interact effectively with others.
- Develop & grow throughout life.
- Be able to identify and describe their personal qualities, attitudes and strengths, interests and how they influence behaviour.
- Be able to demonstrate effective social skills when cooperating, collaborating & negotiating with peers and teacher.
- Be able to participate in a range of activities & tasks to enhance emotional, social, cognitive & physical development.
- Ask for help when required.

Developing My Career Path

In this lesson students will

- Explore the education requirements for further study & career interests.
- Recognise personal qualities & attitudes required for working life.
- Understand the career decision making process & the importance of making informed decisions.
- Describe how attitudes & motivation can affect career planning & decision making.

'MY PATHWAYS' (OPTIONS AFTER POST-PRIMARY SCHOOL) - LESSON PLAN

LESSON TITLE:
**'MY
PATHWAYS'
(OPTIONS
AFTER
POST-PRIMARY
SCHOOL)**

MATERIALS NEEDED FOR THIS LESSON

BY TEACHER

- PowerPoint
- Worksheet

BY STUDENTS

- Worksheet

AIMS

In this lesson students will:

- Learn WHY they are in School.
- Understand why the different stages of the education system are important.
- Understand what subjects are important for their future careers.
- Consider different decisions that are important in getting on to the next stage of education.
- Reflect on their hopes and desires for this stage of their educational journey – post-primary school.



OUTCOMES

At the end of this lesson students will be able to:

- Outline the Irish Education System.
- Write a letter to their future selves about their hopes and wishes for this stage of their educational journey.



OPENING 'THE HOOK'

Ask students 'Why are you in school today?'

Ask a few volunteers to share their reasons for being in school.

Write these answers on the board.



'MY PATHWAYS' (OPTIONS AFTER POST-PRIMARY SCHOOL) - LESSON PLAN**BODY OF LESSON****TEACHER
ACTIVITIES****STUDENT
ACTIVITIES**

Teacher asks students "Why are you in School?"
Feedback is given and written on the board.

Students respond with suggestions.

Teacher reads the Letter to David called
"Advice from the Real World" to help students
to understand WHY they are in School.

After listening to the letter to David, with the
person beside them students are asked to re-
read this letter. While they are reading it, they
should circle any word or phrase that they think
relate to a school subject.

Teacher notes answers and discusses the
findings with the students.

In class discussion on the skills developed in
school that were needed for the world of work.

Following this a class discussion on:

- What parts of the baker's job description surprised you?
- How did a college degree improve John's career opportunities?
- What advice would John have given his younger self?

School, It Matters. Teacher asks students to
write a letter to their future selves. Teacher
will keep this letter until graduation. It is
aimed that students will be delighted to
see how far they have developed along their
pathway when this is opened in Sixth Year.

Students asked to write a letter to their future
selves. In this letter they must think about
their future goals and also spend some time
reflecting on their pathway so far.

In the letter students will:

1. Write about themselves at the moment – who is in their family – what their hobbies are, what is important to them – what are their favourite things – who do they look up to?
2. Write about school life – i.e. the subjects they like, the new friends they have met, etc.
3. Write about their dreams and hopes for the for the rest of your time in post-primary school (a subject they look forward to studying, sport they would like to join/ a musical instrument they would like to play or a club they would like to join)
4. Write about their dreams and hopes for the future (after school)
5. Finish with some advice to themselves!

'MY PATHWAYS' (OPTIONS AFTER POST-PRIMARY SCHOOL) - LESSON PLAN

CONSOLIDATION OF LEARNING



The teacher reminds the students of the importance of school. Teacher reminds them that this is an important and exciting stage on their pathway through life. Finally, the teacher re-examines the lesson's aims.

'MY PATHWAYS' (OPTIONS AFTER POST-PRIMARY SCHOOL)



HANDS UP!

Did you ever have a day when you wondered **“What is the point of going to school?”**

Why do you think we go to school?



AIMS



In this lesson you will

- Learn WHY you are in School.
- Understand why the different stages of the education system are important.
- Understand what subjects are important for your future careers.
- Gain an insight into the skills needed for the world of work.
- Consider different decisions that are important in getting on to the next stage of education.
- Reflect on your hopes and desires for this stage of your educational journey – post-primary school.

OUTCOMES



At the end of this lesson you will be able to:

- Identify the necessary requirements for progressing.
- Discuss what subjects are important for your future careers.
- Identify the skills needed for the world of work.
- Write a letter to your future self about your hopes and wishes for this stage of your educational journey.

LET'S THINK ABOUT WHY YOU ARE HERE IN SCHOOL!

- Of course, most of us don't jump out of bed every morning and rush to school driven by a single, motivating purpose.
- But overall, it helps to remember why you're in school, whether you're studying for a test, choosing classes for next year, or because you want to have a good job when you are older!



- During your time in post-primary school you are going to be exploring many different pathways for your future.
- You will be researching careers and hopefully finding a few that interest you.



BUT!

Today we are going to discuss an essential step before you enter into any career and that step is **SCHOOL**, as this is your first step in your pathway to your future!

So let's look at that Question again!

"WHY ARE YOU IN SCHOOL?"

If you sometimes wonder what the purpose of school is or feel like you are not really sure about the purpose of school I hope you pay close attention to the next story!



- A few years ago there was a student in a school in Cork. His name was David.
- David felt he didn't need to finish school because he wanted to be a baker!
- He felt the whole school thing was a complete waste of time.
- David didn't really like school and didn't work very hard while he was in school.

DAVID'S STORY

- Luckily, his teacher contacted the local catering school and spoke with the director of the programme.
- In turn, the director wrote David a letter with some important advice.




DAVID'S STORY

Dear David,

My name is John and I work at a college where we teach people how to bake. Your teacher sent me an email saying that you thought you might not need school. I really believe you need to consider a few things before you make a final decision.

Baking today is much different than it used to be.



DAVID'S STORY


Ovens nowadays are very hi-tech. They have computers in them and you need to know how to work them properly in order for your business to run smoothly.

Also, bakers must have good maths skills. They have to be able to measure and combine ingredients using mixers, blenders and other equipment to make the baked goods. They must ensure that each item meets safety and quality controls. They have to keep very detailed log books, which keeps track of all of the deliveries, inventory and production levels. They have to know how to use fractions and decimals to calculate the quantities of the ingredients. They have to ensure there is an adequate supply of all prepared products on hand and ensure the proper storage and refrigeration. They must keep spoilage/waste to a minimum by ordering and utilizing proper quantities and rotating products.



DAVID'S STORY

Bakers must calculate the weight of their ingredients, figure out how the ingredients should be distributed and adjust the temperatures to ensure proper baking. Bakers need to be good at reading and following instructions to ensure that their produce is done correctly and safe to eat.



DAVID'S STORY


You know, when I was in school, I thought a lot like you seem to be thinking now. I often thought about quitting and just getting a job. But I stuck it out anyway and got my leaving cert. Then I worked in a bakery for a long time (about 17 years), and made thousands of cakes. I found the job very tiring because I had to stay up very late to ensure that cakes were baked for the next morning. I wished I had a 9 - 5 job. Then I decided that the leaving cert wasn't enough anymore, so I went back to school — this time to college. I was 36 when I was a first year in college and I spent 4 years there. I wish I had done this when I was younger!

Then I got a 9-4 job teaching people how to bake and now I'm in charge of many different departments at the college, including cake decorating, catering, and special events i.e. weddings, and I have lots of teachers working for me.

So, there are just a few things to think about, David. I really hope that whatever you decide to do, you start working hard in school. You will really and truly be glad you did, I absolutely guarantee it.

Sincerely,

John Lynch



DAVID'S STORY

- With the person beside you please re-read this letter.
- While you are reading, circle any words or phrases that you think relate to a school subject.
- What are some of the skills that bakers need that are learned in School?

.



DAVID'S STORY

Dear David,

My name is John and I work at a college where we teach people how to bake. Your teacher sent me an email saying that you thought you might not need school. I really believe you need to consider a few things before you make a final decision.

Baking today is much different than it used to be.



DAVID'S STORY

Ovens nowadays are very hi-tech. They have **computers** in them and you **need to know how to work them properly** in order for your **business** to run smoothly.

Also, bakers must have good **maths skills**. They have to be able to **measure** and combine ingredients **using mixers, blenders and other equipment** to make the baked goods. They must ensure that each item meets **safety and quality controls**. They have to keep very **detailed log books**, which **keeps track** of all of the deliveries, inventory and production levels. They have to know how to use **fractions and decimals to calculate the quantities of the ingredients**. They have to ensure there is an adequate supply of all prepared products on hand and ensure the proper **storage and refrigeration**. They must keep spoilage/waste to a minimum by **ordering** and utilizing proper **quantities** and rotating products.



DAVID'S STORY

Bakers must **calculate the weight of their ingredients**, figure out how the ingredients should be distributed and adjust the **temperatures** to ensure proper baking. Bakers need to **be good at reading and following instructions** to ensure that their produce is done correctly and **safe** to eat.



DAVID'S STORY

You know, when I was in school, I thought a lot like you seem to be thinking now. I often thought about quitting and just getting a job. But **I stuck it out anyway and got my leaving cert.** Then I worked in a bakery for a long time (about 17 years), and made thousands of cakes. I found the job very tiring because I had to stay up very late to ensure that cakes were baked for the next morning. I wished I had a 9 - 5 job. Then I decided that the leaving cert wasn't enough anymore, so I went back to school — this time to college. I was 36 when I was a first year in college, and I spent 4 years there. **I wish I had done this when I was younger!**


Then I got a 9-4 job teaching people how to bake and **now I'm in charge of many different departments** at the college, including cake decorating, catering, and special events i.e. weddings, and I have lots of teachers **working for me.**

So, there are just a few things to think about, David. **I really hope that whatever you decide to do, you start working hard in school. You will really and truly be glad you did,** I absolutely guarantee it.

Sincerely,

John Lynch






Let's talk about what we learned from John Lynch,
the director of the baking and catering school.

As a class, discuss the following questions:

What parts of
the baker's job
description
surprised you?


How did a
college degree
improve
John's career
opportunities?

What advice
would John
have given his
younger self?



MY PLAN FOR SCHOOL

- How many of you want to graduate from school?
- Of course you all do!
- You all have hopes and dreams for your future!




WRAP UP: SCHOOL – IT MATTERS!

- I hope each of you come away from today's lesson having a clearer sense of the purpose of school. As you're going to see in the coming years, education plays a role in the careers you pursue and the opportunities you will be given!
- What you do in school will pave the way for your future, whether you're planning on pursuing a career or moving on to college or the world of work.



- School is a very important and exciting time in your lives!
- What you learn in school will carry you forward into the world of work or further education!
- No-one is going to ask for your primary school grades, but they may ask for your grades from this point forward.
- If you want to make the most of your time in school, you should get focused, work hard and enjoy the next six years!



OVER TO YOU....

Write a letter to your future self!

You will open this letter in sixth year.

In the letter:

1. Write about you at the moment – who is in your family – what your hobbies are, what is important to you – what are your favourite things – who do you look up to? about you at the moment – who is in your family – what your hobbies are, what is important to you – what are your favourite things – who do you look up to?
2. Write about your first year in school – i.e. the subjects you liked, the new friends you met, etc.
3. Write about your dreams and hopes for the rest of your time in post-primary school (a subject you look forward to studying, sport you would like to join/ a musical instrument you would like to play or a club you would like to join).
4. Write about your dreams and hopes for the future (after school).
5. Finish with some advice to yourself!

REVIEW

Can you...

- Identify the different stages of the educational system in Ireland.
- Identify the skills needed for the world of work.
- Identify the subjects you may need for your future careers.
- Write a letter to your future self about your hopes and wishes for this stage of your educational journey.

MY PATHWAYS (OPTIONS FOR AFTER POST-PRIMARY SCHOOL) - WORKSHEET



**LETTER: SCHOOL AND
FUTURE CAREERS**

Dear David,

My name is John and I work at a college where we teach people how to bake. Your teacher sent me an email saying that you thought you might not need post-primary school. I really believe you need to consider a few things before you make a final decision.

Baking today is much different than it used to be.

Ovens nowadays are very hi-tech. They have computers in them and you need to know how to work them properly in order for your business to run smoothly.

Also, bakers must have good maths skills. They have to be able to measure and combine ingredients using mixers, blenders and other equipment to make the baked goods. They must ensure that each item meets safety and quality controls. They have to keep very detailed log books, which keeps track of all of the deliveries, inventory and production levels. They have to know how to use fractions and decimals to calculate the quantities of the ingredients. They have to ensure there is an adequate supply of all prepared products on hand and ensure the proper storage and refrigeration. They must keep spoilage/waste to a minimum by ordering and utilizing proper quantities and rotating products.

Bakers also must calculate the weight of their ingredients, figure out how the ingredients should be distributed and adjust the temperatures to ensure proper baking. Bakers need to be good at reading and following instructions to ensure that their produce is done correctly and safe to eat.

You know, when I was in post-primary school, I thought a lot like you seem to be thinking now. I often thought about quitting and just getting a job. But I stuck it out anyway and got my leaving cert. Then I worked in a bakery for a long time (about 17 years), and made thousands of cakes. I found the job very tiring because I had to stay up very late to ensure that cakes were baked for the next morning. I wished I had a 9 - 5 job. Then I decided that the leaving cert wasn't enough anymore, so I went back to school — this time to college. I started college when when I was 36 years old, and spent 4 years there. I wish I had done this when I was younger!

Then I got a job teaching people how to bake and now I'm in charge of many different departments at the college, including cake decorating, catering, and special events i.e. weddings, and I have lots of teachers working for me.

So, there are just a few things to think about, David. I really hope that whatever you decide to do, you start working hard in school. You will really and truly be glad you did, I absolutely guarantee it.

Sincerely,

John Lynch

Write a letter to yourself

You will open this letter in sixth year

In the letter:

1. Write about you at the moment – who is in your family – what your hobbies are - what is important to you – what are your favourite things – who do you look up to?
2. Write about school i.e. the subjects you like and the friends you have met.
3. Write about your dreams and hopes for the remainder of your time in post-primary school (a subject you look forward to studying, sport you would like to join/ a musical instrument you would like to play or a club you would like to join)
4. Write about your dreams and hopes for the future (after school)
5. Finish with some advice to yourself!

A LETTER TO MY FUTURE SELF

Today's Date:

This image shows a single page from a notebook or ledger. The page is white with light gray rounded corners at the top and bottom. It features horizontal blue ruling lines spaced evenly across its surface. There are no vertical margin lines, and the page is completely blank except for the lines.

A LETTER TO MY FUTURE SELF

[illegible]