




Creating Checklists

Checklists

View resource on getting started with ChatGPT :
Click [here](#)



Scenario: You are completing your new whole school plan for the new Primary Language Curriculum and you want to include checklists to help each teacher in assessing their students.


Prompt: You are an educational expert teaching 2nd grade through to 6th grade. The topic you are teaching is comprehension skills such as predicting, questioning, making connections, inferring, synthesizing, visualising and contextual clues. Can you create a scaffolded checklist of milestones students should reach in each grade? Can you put this in table form using checkboxes?

Whole School Comprehension

Milestones	2nd Grade	3rd Grade	4th Grade	5th Grade	6th Grade
Predict outcomes based on text	✓	✓	✓	✓	✓
Generate questions before, during, and after reading	✓	✓	✓	✓	✓
Make connections between text and personal experiences	✓	✓	✓	✓	✓
Infer meaning from implicit information in text		✓	✓	✓	✓
Synthesize information from multiple sources			✓	✓	✓
Visualize characters, setting, and events			✓	✓	✓
Use context clues to determine word meaning			✓	✓	✓
Analyze text structures and identify main ideas and supporting details				✓	✓
Evaluate text for accuracy, bias, and credibility				✓	✓
Compare and contrast texts on similar topics					✓

Checklists

Change the underlined writing genre to the genre you are completing




Scenario: You are completing your new whole school plan for the new Primary Language Curriculum and you want to include checklists to help each teacher in assessing their students.

Prompt: You are an educational expert teaching 2nd grade through to 6th grade. The topic you are teaching is **persuasive writing**
Can you create a scaffolded checklist of milestones students should reach in each grade?
Can you put this in table form using checkboxes?

Whole School Persuasive

Milestones	2nd Grade	3rd Grade	4th Grade	5th Grade	6th Grade
Brainstorm ideas for persuasive writing	☑	☑	☑	☑	☑
Write a clear and concise thesis statement		☑	☑	☑	☑
Organize writing with an introduction, body, and conclusion			☑	☑	☑
Use persuasive language, such as strong adjectives and power words			☑	☑	☑
Use transition words and phrases to connect ideas and arguments			☑	☑	☑
Include at least 3 arguments to support the thesis statement				☑	☑
Use evidence and examples to support each argument				☑	☑
Anticipate and address counterarguments					☑
Use effective rhetorical devices, such as rhetorical questions or repetition					☑
Edit and revise writing for clarity, coherence, and persuasive impact	☑	☑	☑	☑	☑

Reading Checklists



Scenario: You have went through all the comprehension strategies with your class and when you explicitly teach each one your students have a good grasp of each. However when completing a comprehension passage students don't use these strategies.

Prompt: You are a 6th grade middle school English teacher. Your students tend to rush through comprehension tasks. Can you create a checklist for students that encourages them to take their time and use comprehension strategies as they read? Can you put them under the following headings- before, during and after reading?

Checklists

Use Canva to make your checklists more appealing to students

Before Reading

- Take a deep breath and clear your mind before starting to read
- Read the title and make a prediction about what the text is about

During Reading

- Read each paragraph carefully, and take breaks as needed
- Underline or highlight important details or unfamiliar words
- Stop and summarize what you've read in your own words
- Use visualization to help you understand what's happening in the text
- Ask yourself questions about what you've read and try to answer them
- Make connections to your own life or other things you've read or learned
- Pay attention to signal words and phrases that indicate important information or transitions
- Take notes on important details, characters, or events
- Reread sections that are confusing or unclear

After Reading

- Check for understanding by summarizing the text in your own words at the end

Reading

Reading Checklist

Use this checklist to help you with you

Before Reading


- Take a deep breath and clear your mind before starting to read
- Read the title and make a prediction about what the text is about

During Reading

- Read each paragraph carefully, and take breaks as needed
- Use contextual clues for unfamiliar words
- Stop and summarize what you've read in your own words
- Use visualization to help you understand what's happening in the text
- Ask yourself questions about what you've read and try to answer them
- Make connections to your own life or other things you've read or learned
- Pay attention to signal words and phrases that indicate important information or transitions
- Take notes on important details, characters, or events
- Reread sections that are confusing or unclear

After Reading

- Check for understanding by summarizing the text in your own words at the end



Remember to read over any results that ChatGPT3 provides. Use your own pedagogical and content knowledge to judge if it is useful and accurate.



This resource was made for sharing through **scoilnet**